
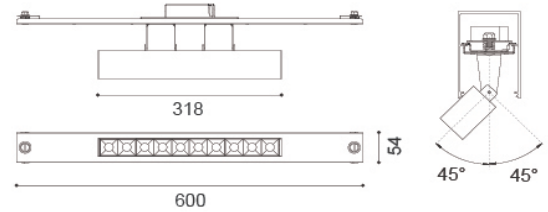


CHANNEL-K10



Product specification

INTERIOR RECESSED DOWN LIGHT

Installation Track light**Cut out****Dimension**

Technical description

Article number	1617.404B	1617.404B-V
LED Consumption	22W	22W
Current	-	-
CCT	3000K	3000K
Lumen ^{*1}	2000 (lm)	2000 (lm)
Øsystem^{*3}	-	-
Voltage	100-240V AC	100-240V AC
Reflector	10°/15°/30°	10°/15°/30°
CRI	90+	90+
Driver		

Technical character

Insulation	CLASS I
Protection	IP 20
Tilt	-
Rotate	-
Operating temperature	-20~40 °C
Average Failure Time	L70(6k) >36000 (h)

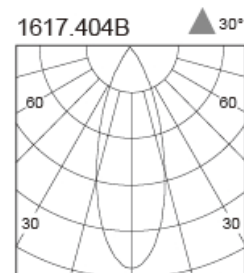
Materials

Luminaire	aluminum extruded
Reflector	lens
Heat sink	aluminum extruded
Color available	white / black

Package

inner box	mm 1 kg
outer box	mm 0 kg / 0 in 1

Photometric



Accessories

None

Remarks



*1. LUMEN : for LED chip test result based on Tc=85°C.

This is the ideal (Maximum) lumen. This lumen information is from the LED supplier

*3. LUMEN(Øsystem) (Total FLUX) : this lumen is from luminaire with heat sink, reflector and fixture, this is the real lumen with the loss because of different design of reflectors and fixtures.

