



---

## ASPHO

---

Material: Aluminum forging heatsink with anodized black finish. Aluminum die casting trim with powder coating finish.

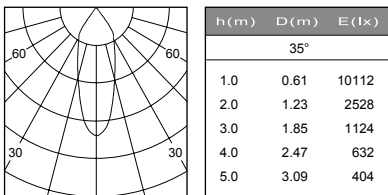
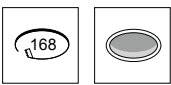
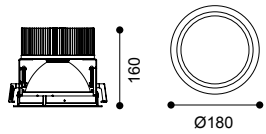


<b>Article number</b>	<b>1418.140</b>
LED Consumption	62W
Current	1750 (mA)
Lumen	7553 (lm)
Beam Angle	35°
CCT	3000K
CRI	80+

Colours    
Black White



**Dimmable**

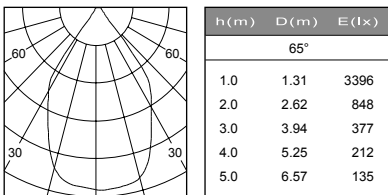
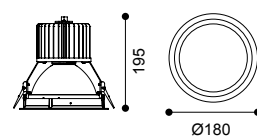


<b>Article number</b>	<b>1118.118</b>
LED Consumption	51W
Current	1400 (mA)
Lumen	5393 (lm)
Beam Angle	35°/65°
CCT	3000K
CRI	90+

Colours    
Black White

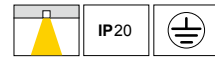


**Dimmable**

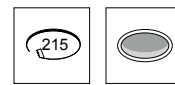
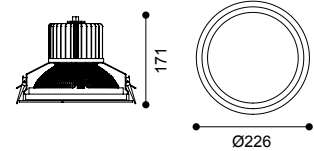


<b>Article number</b>	<b>1818.101</b>
LED Consumption	51W
Current	1400 (mA)
Lumen	5393 (lm)
Beam Angle	40°
CCT	3000K
CRI	90+

Colours    
Black White



**Dimmable**





<b>Article number</b>	<b>1618.198</b>
LED Consumption	39.1W
Current	1050 (mA)
Lumen	4058 (lm)
Beam Angle	40°
CCT	3000K
CRI	90+

Colours    
Black White



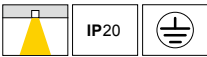
<b>Article number</b>	<b>1018.107</b>
LED Consumption	25.5W
Current	700 (mA)
Lumen	2670 (lm)
Beam Angle	20°/40°/60°
CCT	3000K
CRI	90+

Colours    
Black White

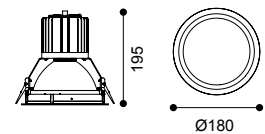


<b>Article number</b>	<b>1018.108</b>
LED Consumption	12.8W
Current	350 (mA)
Lumen	1387 (lm)
Beam Angle	35°
CCT	3000K
CRI	90+

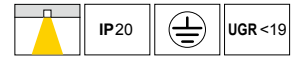
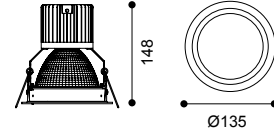
Colours    
Black White



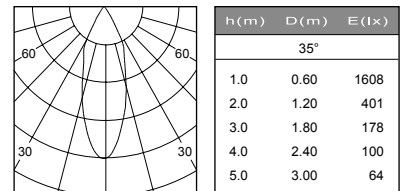
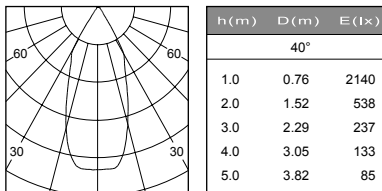
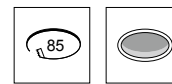
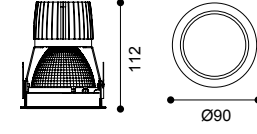
**Dimmable**



**Dimmable**



**Dimmable**





<b>Article number</b>	<b>1418.139</b>
LED Consumption	62W
Current	1750 (mA)
Lumen	7553 (lm)
Beam Angle	35°
CCT	3000K
CRI	80+

Colours    
Black White




<b>Article number</b>	<b>1018.173</b>
LED Consumption	51W
Current	1400 (mA)
Lumen	5393 (lm)
Beam Angle	35°
CCT	3000K
CRI	90+

Colours    
Black White

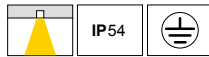
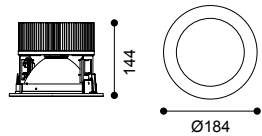


<b>Article number</b>	<b>1618.197</b>
LED Consumption	39.1W
Current	1050 (mA)
Lumen	4058 (lm)
Beam Angle	35°
CCT	3000K
CRI	90+

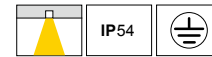
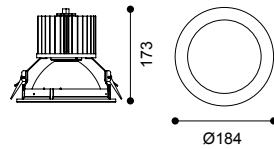
Colours    
Black White



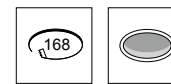
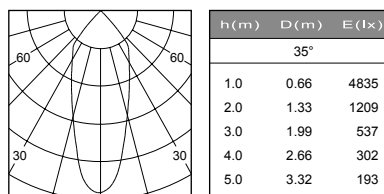
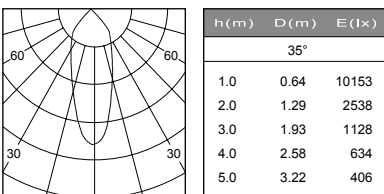
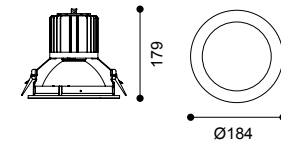
**Dimmable**



**Dimmable**



**Dimmable**



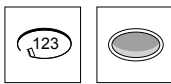
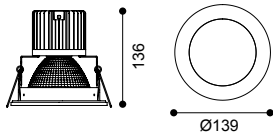


<b>Article number</b>	<b>1018.127</b>
LED Consumption	25.5W
Current	700 (mA)
Lumen	2670 (lm)
Beam Angle	20°/40°
CCT	3000K
CRI	90+

Colours  Black  White



**Dimmable**



	40°		
	h(m)	D(m)	E(lx)
	1.0	0.77	2251
	2.0	1.54	562
	3.0	2.31	250
	4.0	3.08	140
	5.0	3.85	90

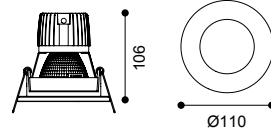


<b>Article number</b>	<b>1018.123</b>
LED Consumption	12.8W
Current	350 (mA)
Lumen	1387 (lm)
Beam Angle	40°
CCT	3000K
CRI	90+

Colours  Black  White



**Dimmable**

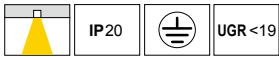


	40°		
	h(m)	D(m)	E(lx)
	1.0	0.66	1511
	2.0	1.32	377
	3.0	1.98	167
	4.0	2.64	94
	5.0	3.30	60

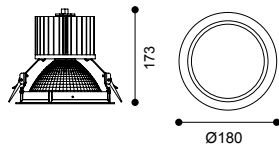


<b>Article number</b>	<b>1018.171</b>
LED Consumption	51W
Current	1400 (mA)
Lumen	5393 (lm)
Beam Angle	25°/40°/60°
CCT	3000K
CRI	90+

Colours  Black  White



**Dimmable**



	h(m)	D(m)	E(lx)
	40°		
	1.0	0.78	5041
	2.0	1.56	1260
	3.0	2.34	560
	4.0	3.12	315
	5.0	3.90	201

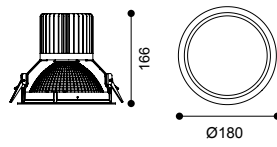


<b>Article number</b>	<b>1618.196</b>
LED Consumption	39.1W
Current	1050 (mA)
Lumen	4058 (lm)
Beam Angle	20°/40°/60°
CCT	3000K
CRI	90+

Colours  Black  White



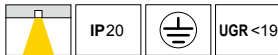
**Dimmable**



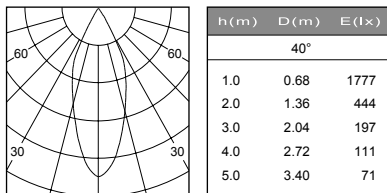
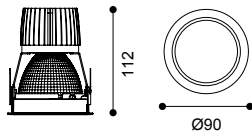


<b>Article number</b>	<b>1018.128</b>
LED Consumption	12.8W
Current	350 (mA)
Lumen	1387 (lm)
Beam Angle	40°
CCT	3000K
CRI	90+


Colours    
Black White

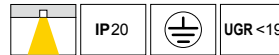


**Dimmable**



<b>Article number</b>	<b>1018.116</b>
LED Consumption	12.8W
Current	350 (mA)
Lumen	1387 (lm)
Beam Angle	30°
CCT	3000K
CRI	90+

Colours   
Silver



**Dimmable**

