



Article number	1418.189
LED Consumption	39.1W
Current	1050 (mA)
Lumen	4058 (lm)
Beam Angle	15°/40°
CCT	3000K
CRI	90+

Colours  
Black White



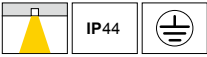
Article number	1418.138
LED Consumption	25.5W
Current	700 (mA)
Lumen	2670 (lm)
Beam Angle	15°/40°
CCT	3000K
CRI	90+

Colours  
Black White

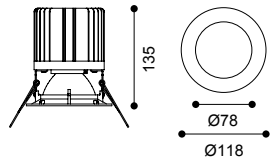


Article number	1418.104
LED Consumption	8.8W
Current	250 (mA)
Lumen	1036 (lm)
Beam Angle	20°/40°
CCT	3000K
CRI	90+

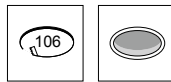
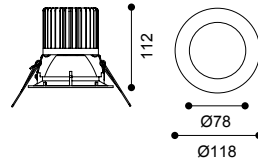
Colours  
Black White



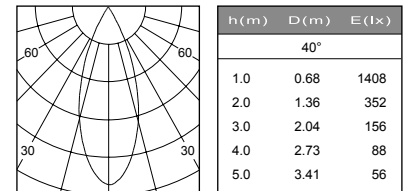
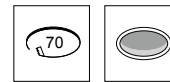
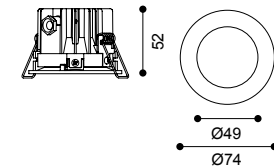
Dimmable



Dimmable



Dimmable



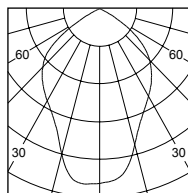
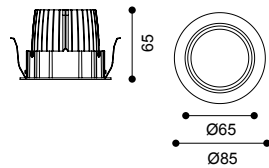


Article number	1318.154
LED Consumption	12.8W
Current	350 (mA)
Lumen	1387 (lm)
Beam Angle	80°
CCT	3000K
CRI	90+

Colours  
 Black White



Dimmable

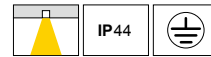


h (m)	D (m)	E (lx)
80°		
1.0	1.62	552
2.0	3.24	138
3.0	4.86	61
4.0	6.48	34
5.0	8.10	22

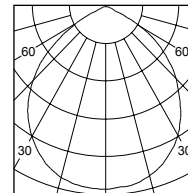
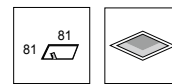
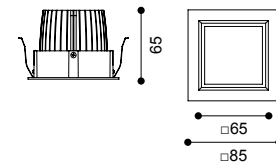


Article number	1318.155
LED Consumption	12.8W
Current	350 (mA)
Lumen	1387 (lm)
Beam Angle	95°
CCT	3000K
CRI	90+

Colours  
 Black White



Dimmable



h (m)	D (m)	E (lx)
95°		
1.0	2.14	437
2.0	4.28	109
3.0	6.42	48
4.0	8.56	27
5.0	10.70	17

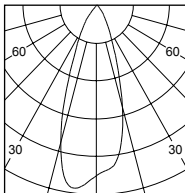
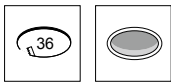
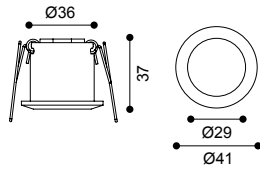


Article number	1318.112
LED Consumption	3W
Current	700 (mA)
Lumen	115 (lm)
Beam Angle	15°/20°/36°
CCT	3000K
CRI	90+

Color available :



Dimmable



h (m)	D (m)	E (lx)
36°		
0.5	0.29	781
1.0	0.58	195
1.5	0.87	86
2.0	1.16	48
2.5	1.45	31



Article number	1318.161
LED Consumption	1W
Current	350 (mA)
Lumen	75 (lm)
Beam Angle	110°
CCT	3000K
CRI	90+

Color available :

